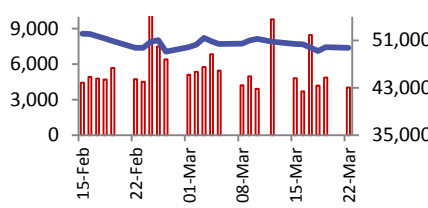
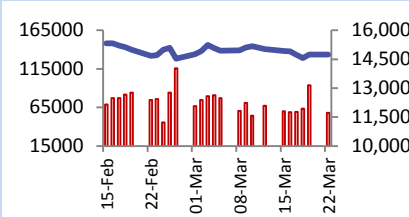


BSE



Open	49879
High	49879
Low	49281
Close	49771
Change	-87
Volume (Lacs)	3837
Turnover (Rs.inCr)	4021

NSE



Open	14736
High	14764
Low	14598
Close	14736
Change	-8
Volume(Lacs)	23610
Turnover (Rs.in Cr)	57860

World Markets	Current	Previous	Pt. Chg	Var(%)
Dow	32731	32628	103	0.3%
Dow Futures	32599	32619	-20	-0.1%
Nasdaq	13378	13215	162	1.2%
FTSE	6726	6709	17	0.3%
Nikkei	29270	29174	95	0.3%
Hang Seng	28582	28885	-304	-1.1%
SGX CNX Nifty	14701	14715	-14	-0.1%
Straits Singapore	3140	3128	11	0.4%
South Korea	3023	3035	-13	-0.4%
Taiwan	16234	16189	45	0.3%
Shanghai	3422	3443	-22	-0.6%

Commodity Prices	Current	Previous	Pt. Chg	Var(%)
Copper (\$/MT)	9109	9057	51.5	0.6%
Alumin (\$/MT)	2272	2266	6.5	0.3%
Zinc (\$/MT)	2866	2837	29.0	1.0%
Brent Crude (\$/bbl)	63.8	64.6	-0.8	-1.2%
Gold (\$/Ounce)	1733	1739	-6.4	-0.4%
Silver (\$/Ounce)	25.6	25.8	-0.2	-0.7%
Light Crude (\$/bbl)	60.8	61.6	-0.8	-1.2%
N G (\$/mmbtu)	2.6	2.6	0.0	-0.5%
Sugar (\$/MT)	449.4	453.4	-4.0	-0.9%
Rubber (Rs./kg)	169.0	169.0	0.0	0.0%
Baltic Dry Index	2319	2281	38.0	1.7%

Currency Exchange Rate	Current	Previous	Var(%)
Rs./\$ rate	72.38	72.52	-0.19%
Rs./ Euro	86.15	86.25	-0.11%
Rs./Chinese Yuan	11.12	11.12	-0.04%
Yen /\$ rate	108.77	108.85	-0.07%
\$ US/Euro	1.19	1.19	-0.07%

Dollar Index	Current	Previous	Var(%)
Dollar Index	91.88	91.74	0.14%

Support/ Resistance Levels for Today		
	Nifty	Bank Nifty Fut
Support 1	14640	33350
Support 2	14550	33000
Resistance	14800	345400

Securities in Ban For Trade	
IDEA	
SAIL	

Market Review

US: U.S. stocks were higher after the close on Monday, as gains in the Technology, Consumer Goods and Healthcare sectors led shares higher.

Asia: Asian stocks were set to track Wall Street gains on Tuesday as bond yields pulled back, easing concerns about inflation although investors are keeping a close eye on rising COVID-19 cases in Europe.

India: Domestic equity markets closed in the negative on Monday but staged a strong rebound from the lows. Sensex ended 490 points higher from the day's low, while Nifty managed to close above 14,730. **Market is expected to open on flattish note and likely to witness sideways move during the day.**

Global Economy: U.S. companies' borrowings for capital investments rose about 9% in February from a year earlier, the Equipment Leasing and Finance Association said. The companies signed up for \$7.4 billion in new loans, leases and lines of credit last month, up from \$6.8 billion a year earlier. But borrowings in February fell 9% from the previous month. ELFA said credit approvals rose to 76.8% in February, from 76.2% in January..

U.S. home sales dropped to a six-month low in February amid cold weather in many parts of the country and record low supply, and a rebound could be muted by rising mortgage rates as well as higher house prices. Still, the report from the National Association of Realtors showed robust demand, with houses only staying on the market for a record-low 20 days last month after being listed. The slump in sales did not dampen expectations for robust economic growth in the first quarter as brokers' commissions only account for a fraction of gross domestic product. Growth is seen boosted by the White House's massive \$1.9 trillion fiscal stimulus and increased vaccinations against COVID-19, which are allowing more parts of the economy to reopen.

Commodities: Oil was down Tuesday morning in Asia, continuing its trend downwards over persistent worries about fuel demand recovery in the short term.

Gold prices fell on Tuesday, dragged down by gains in equity markets and the dollar, although concerns around fresh coronavirus cases across Europe limited losses.

Currency: The U.S. dollar hovered below recent highs on Tuesday as investors looked to fresh comments from top U.S. policy makers to gauge how far they would allow U.S. bond yields to rise.

FII Derivative Transactions (Rs. Cr)

Contracts	Purchase		Sell		Net Value	Open Interest (OI)		OI(Previous day)		Change	
	Contract	Value	Contract	Value		Contract	Value	Contract	Value	Contract	Value
Index Future	58661	5867	59543	5885	-18	131525	13589	124701	12919	6824	670
Index Option	3661466	344617	3647848	343256	1361	1042781	108437	932851	98157	109930	10280
Stock Future	455346	40007	451928	39732	275	1140335	97675	1148593	97831	-8258	-156
Stock Option	158779	14134	156653	13977	157	162621	13803	171143	14396	-8522	-593
Total	4334252	404625	4315972	402850	1775	2477262	233504	2377288	223303	99974	10201

FII All Activity-BBG (Rs Cr)	Buy	Sell	Net
15-Mar-21	6526	7488	(962)
16-Mar-21	13502	6244	7257
17-Mar-21	10588	7356	3231
18-Mar-21	8155	6840	1314
19-Mar-21	23246	22640	606
Month to date-Mar	149984	127005	22979
FII (Prov.) (Rs Cr)	Buy	Sell	Net
16-Mar-21	7820	6128	1692
17-Mar-21	9973	7347	2626
18-Mar-21	7994	6736	1258
19-Mar-21	24194	22775	1418
22-Mar-21	6436	7223	(787)
Month to date-Mar	146437	138951	7485
DII (Prov.) (Rs. Cr)	Buy	Sell	Net
16-Mar-21	4519	5687	(1169)
17-Mar-21	5874	6437	(562)
18-Mar-21	4693	5809	(1116)
19-Mar-21	7504	6944	560
22-Mar-21	4660	4117	543
Month to date-Mar	72159	75271	(3112)
FII Debt - BBG (Rs. Cr)	Buy	Sell	Net
15-Mar-21	2269	1920	349
16-Mar-21	1525	911	614
17-Mar-21	481	695	(214)
18-Mar-21	499	808	(309)
19-Mar-21	614	924	(310)
Month to date-Mar	7645	16679	(9034)

Market Breadth	BSE		NSE	
	No.	%	No.	%
Advance	1557	48%	1062	51%
Decline	1491	46%	930	45%
Unchanged	216	7%	81	4%

Market Turnover	22-Mar	19-Mar	Var (%)
BSE Cash	4021	4871	-17%
NSE Cash	57860	93917	-38%
NSE Futures	165039	154604	7%
NSE Options	2742185	2947039	-7%
Total (Rs.Cr)	2969105	3200431	-7%

Volatility Index	22-Mar	19-Mar
Volatility Index	20.49	19.99

Index PE – TTM	22-Mar	Yr. High	Yr. Low
Sensex	34.8	36.2	16.8
Nifty	40.1	42.0	18.2

Corporate News

Havells launches ceiling fan with air purifier

Havells has launched a ceiling fan that is equipped with a three-stage air purifier. This is the first such product in the Indian market and will be priced at Rs 15,000. The company said in a statement that the air purifier filters PM 2.5 and PM 10 pollutant along with VOC filtration and delivers an approximate clean air delivery rate (CADR) of 130 cu. m/hr. (MC)

Adani Green Energy arm get letter of award for 300 MW wind project

Adani Green Energy (AGEL) said that its arm has received a letter of award for 300 MW wind power project under a tender of Solar Energy Corporation of India (SECI) "AREHFL, a subsidiary of the AGEL, had participated in the tender issued by SECI for setting up 1,200 MW ISTS-connected wind power project (Tranche-X) and received the letter of award (LOA) to set up 300 MW wind power project under this tender (MC)

Edelweiss raises Rs 2,400 cr from Pacific Alliance Group

Pacific Alliance Group (PAG), one of the world's largest Asia-focused investment groups, has completed an investment of about Rs 2,400 crore for a 51% stake in Edelweiss Wealth Management. This investment is among the major FDI investments in the growing Indian wealth management industry. (ET)

Maruti Suzuki India to raise prices to tackle higher costs

Maruti Suzuki announced a price increase across its range of vehicles from April to offset the impact of rising input costs. The company did not specify the quantum of price increase but said the hike shall vary for different models. (et)

Bharat Gas to merge with BPCL

BPCL approved the merger of its gas subsidiary, BGRL with itself in a bid to streamline corporate structure. BGRL is a 100 % subsidiary of BPCL and its main business is gas sourcing and retailing. The merger will streamline the corporate structure and consolidate the assets and liabilities of BGRL within BPCL.. (BS)

Airtel to acquire 3.33% additional stake in Avaada MHBuldhana

Bharti Airtel said it will acquire an additional 3.3 % stake in special purpose vehicle Avaada MHBuldhana that has been formed for owning and operating a captive power plant. The Sunil Bharti Mittal-led firm has earlier acquired 5.2 % stake in Avaada MHBuldhana for Rs 4.55 crore in an all-cash deal. (BS)

Top 5 Nifty Gainers	22-Mar	19-Mar	Var(%)
ADANI PORTS	722	686	5.2%
BRITANNIA	3564	3467	2.8%
TCS	3130	3050	2.6%
TECHM	1014	989	2.4%
SUNPHARMA	591	578	2.2%

Top 5 Nifty Losers	22-Mar	19-Mar	Var(%)
INDUSINDBK	968	1012	-4.3%
POWERGRID	224	230	-2.9%
ICICIBANK	573	587	-2.3%
TATAMOTORS	303	309	-1.9%
HDFCBANK	1469	1498	-1.9%

BSE Index Watch	Last	1 day	1 wk	1 mth	1 yr
SENSEX	49,771	-0.2%	-1.2%	0.0%	91.6%
MIDCAP	20,243	1.0%	-0.9%	1.4%	108.4%
SMLCAP	20,619	0.7%	-2.3%	4.1%	132.4%
AUTO	22,913	-0.4%	-1.8%	-2.1%	117.3%
BANKEX	37,890	-1.5%	-4.4%	-4.1%	95.8%
Capital Goods	21,144	0.3%	-4.0%	-2.7%	111.7%
FMCG	12,774	1.6%	4.6%	5.3%	47.3%
Health Care	20,751	1.0%	-1.5%	-0.9%	88.5%
IT	26,446	1.7%	0.3%	6.5%	136.1%
METAL	13,959	0.6%	-0.8%	2.8%	158.5%
Oil & Gas	15,266	0.1%	-3.3%	-1.4%	70.7%
Power	2,546	0.6%	0.3%	5.8%	97.2%
Realty	2,695	2.9%	-2.8%	-2.6%	99.9%

NSE USD Futures	22-Mar	19-Mar	Var (%)
March Expiry (Rs./\$)	72.42	72.59	-0.2%
April Expiry (Rs./\$)	72.83	73.00	-0.2%
Total Turnover (Rs. Crore)	29146	20697	41%

Sectors	TTM PE
Auto	35.82
Auto Ancillary	81.16
Banking	29.05
Engineering	26.81
Cement	32.03
Diamonds & Jewellery	124.44
Housing Finance	29.77
Infrastructure & Const	34.86
Metals-Aluminium	19.58
Metal - Steel	12.65
Oil Expl.	41.39
Pharma	30.33
Power - Gen. Supp.	24.66
Information Tech.	29.95
Sugar	6.24
Telecom Serv. Prov.	35.14
Tyres	23.21

Economy News

Indian engineering goods exports remain flat

India's merchandise exports were \$27.93 billion in February 2021 as compared to \$27.74 billion in February 2020 clocking a marginal growth of 0.67%. The share of engineering in total merchandise exports was 23.49% during this period. China, Singapore, Germany, Thailand and Italy were among the nine countries that saw high double-digit growth in demand for Indian engineering goods in February 2021. Exports to China, India's second-largest export destination recorded positive growth in both monthly as well as cumulative terms. While shipments to China jumped 68% to US\$ 235.58 million in February, exports during the April-February period of FY21 saw a stellar year-on-year growth of 114% to \$ 4276.49 million. (ET)

Niti Aayog sets up task forces for achieving policy certainty in contract enforcement

One task force, which will suggest facilitation of speedy resolution of contractual disputes between private entities and the government, will be headed by Niti Aayog CEO Amitabh Kant. The second task force, which will recommend a policy framework for the enforcement of contracts, will be led by Niti Aayog Vice Chairman Rajiv Kumar and will have members from key ministries and departments. (ET)

International Corporate News

BlackRock Cuts Fees on \$7.6 Billion Style ETFs to Near Zero

The world's biggest exchange-traded fund issuer is cutting the expense ratios on nine iShares Morningstar U.S. Equity Style Box ETFs to a range of 0.03% to 0.06%. That's down from previous charges that varied between 0.25% and 0.30%. The decision on cutting fees reflects BlackRock's commitment to being the leading ETF provider in all segments of the industry. (Inv)

U.S. Trial Data Shows AstraZeneca Covid Vaccine Is Safe, Effective

The trial was also conducted in Chile and Peru. The trials showed the vaccine was 79% effective at preventing symptomatic Covid-19, and produced no evidence that the drug led to blood-clotting disorders, an idea that led to its suspension in the European Union briefly earlier this month. The results could bolster confidence in the product after initial confusion over its efficacy data, dosing regimen and possible side-effects. (Inv)

Samsung gets 5G equipment contract from Japan's NTT Docomo

The equipment would also include support for open interfaces, dubbed Open Radio Access Network (Open RAN), that aim to reduce reliance on any one vendor by making every part of a telecom network interoperable. (Inv)

ADR Price Movement									
Company	Price (US\$)	Volume	Previous Day Price	Volume	Variance (%)	No. of Share Per ADR	ADR Price (Rs.)	BSE Price	Variance (%)
Infosys Tech	19.07	6428107	18.75	17303368	1.71%	1	1380.19	1370.80	0.7%
Tata Motors	20.93	994065	21.22	1172907	-1.37%	5	302.96	303.05	0.0%
Wipro	6.46	973163	6.38	2043241	1.25%	1	467.54	414.45	12.8%
Dr.Reddy's	60.09	132126	59.01	192558	1.83%	1	4349.01	4353.95	-0.1%
ICICI Bank	15.92	4991458	16.17	8085711	-1.55%	2	576.11	573.45	0.5%
HDFC Bank	78.30	1269482	77.80	2556968	0.64%	3	1888.99	1469.15	28.6%

GDR's (US\$)				
	Prices	Prev. Close	Change	Var %
L&T	19.24	19.22	0.02	0.1%
RIL	56.80	57.00	-0.20	-0.4%
SBI	50.80	50.90	-0.10	-0.2%

10 year G-Sec Yield	Current	Previous	Change
US	1.68%	1.69%	(2) bps
Japan	0.08%	0.08%	(0) bps
India	6.18%	6.19%	(1) bps
UK	0.81%	0.84%	(2) bps
Libor 3 Mths	0.20%	0.19%	1 bps

Indian Eco Data	Current	Previous	Var(%)
Forex Reserve (US\$ in bn)	582	580	0.3%
Inflation – WPI	4.17%	2.03%	214bps
Inflation – CPI	5.08%	4.06 %	102 bps

India GDP	Q3FY21	Q2FY21	FY20
Growth	0.4%	-7.5%	4.2%

Monetary Policy	Current	Previous	Change
Repo Rate	4.00%	4.00%	0 bps
Reverse Repo Rate	3.35%	3.35%	0 bps
CRR	3.00%	3.00%	0 bps
O/S Banking System Liquidity (Rs bn)	5256	5270	-14

IIP Growth -%	Jan-21	Jan-20	YTD-FY21
IIP	-1.6	2.5	-17.5
Mining	-3.7	-1.0	-13.3
Manufacturing	-2.0	2.9	-19.7
Electricity	5.5	4.5	-5.6

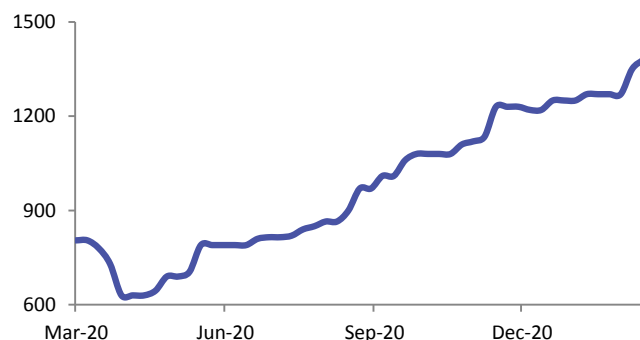
US Economy Data	Current	Previous
Inflation (%) (YoY)	1.70%	1.40%
Unemployment (%)	6.20%	6.30%

Interest Rate (%)	Current	Previous
Fed Rate	0-0.25%	0-0.25%

US GDP	Q4CY20	Q3CY20
Growth (QoQ Annualized)	4.1%	33.4%

China Economy Data	Current	Previous
GDP	6.50%	4.90%
Inflation – CPI (%)	-0.20%	-0.30%

PVC Prices (\$/MT) (Source: BBG)



	Date
Indian GDP Data	To be announced
Indian Inflation Data CPI	To be announced
Indian Inflation Data WPI	To be announced
Indian Monetary Policy	7 Apr
India's Industrial Production (IIP)	To be announced
US Inflation Data	13 Apr
US GDP	To be announced
US Unemployment Data	02 Apr
US Fed Rate	To be announced
China GDP	16 Apr
China Inflation Data	09 Apr

Event Update		
Co. Name	Date	Purpose
Allcargo Logistics Ltd.	23-Mar-2021	Rs.2.00 per share(100%)Interim Dividend
GAIL (India) Ltd.	23-Mar-2021	Rs.2.50 per share(25%)Second Interim Dividend
GRM Overseas Ltd.	23-Mar-2021	Rs.20.00 per share(200%)Interim Dividend
Mishra Dhatu Nigam Ltd.	23-Mar-2021	Rs.1.20 per share(12%)Interim Dividend
National Aluminium Company Ltd.	23-Mar-2021	Rs.2.00 per share(40%)Second Interim Dividend
NMDC Ltd.	23-Mar-2021	Rs.7.76 per share(776%)Interim Dividend
Ramco Industries Ltd.	23-Mar-2021	Rs.1.00 per share(100%)Interim Dividend
Renaissance Global Ltd.	23-Mar-2021	Rs.4.50 per share(45%)Interim Dividend
Swastika Investmart Ltd.	23-Mar-2021	Rs.2.00 per share(20%)Interim Dividend
The Ramco Cements Ltd.	23-Mar-2021	Rs.3.00 per share(300%)Interim Dividend
AGI Infra Ltd.	24-Mar-2021	Rs.0.50 per share(5%)Interim Dividend
Bharat Electronics Ltd.	24-Mar-2021	Rs.1.40 per share(140%)Second Interim Dividend
Indian Oil Corporation Ltd.	24-Mar-2021	Rs.3.00 per share(30%)Second Interim Dividend
Gothi Plascon (India) Ltd.	25-Mar-2021	Rs.1.00 per share(10%)Interim Dividend
Somany Ceramics Ltd.	25-Mar-2021	Rs.2.40 per share(120%)Interim Dividend
Housing & Urban Development Corporation Ltd.	26-Mar-2021	Rs.0.75 per share(7.5%)Interim Dividend
The United Nilgiri Tea Estates Company Ltd.	26-Mar-2021	Interim Dividend of 1 per equity share.
Bharat Petroleum Corporation Ltd.	27-Mar-2021	Rs.5.00 per share(50%)Second Interim Dividend
ACC Ltd.	31-Mar-2021	Rs.14.00 per share(140%)Final Dividend
Colgate-Palmolive (India) Ltd.	31-Mar-2021	Interim Dividend
Sundaram-Clayton Ltd.	02-Apr-2021	Second Interim Dividend
TVS Motor Company Ltd.	02-Apr-2021	Second Interim Dividend
Vesuvius India Ltd.	20-Apr-2021	Rs.7.00 per share(70%)Dividend

Bulk Deal AS On 22/03/21

BSE					
Scrip Code	Scrip Name	Client Name	Deal	Quantity	Price
542579	AGOL	INDIACREDIT RISK MANAGEMENT LLP	B	144000	48.13
542579	AGOL	RATHOD MANOJ CHHAGANLAL HUF	S	312000	47.66
542579	AGOL	SHREE GANESH BIO TECH INDIA LIMITED	B	131200	49.43
541303	AKSHAR	SELTRON RESOURCE SOLUTIONS LLP	S	555000	9.8
541303	AKSHAR	SWETSAM STOCK HOLDING PRIVATE LIMITED	B	555000	9.8
530109	ANUPAM	DINESH KHIMJIBHAI SAVLA	B	309125	8.31
530109	ANUPAM	REKHA KISHOR SHAH	S	309125	8.31
539017	ASHFL	AKME FINTRADE INDIA LIMITED	S	101977	76.88
540611	AUBANK	EMPLOYEES PROVIDENT FUND	B	250000	1214
540611	AUBANK	NOMURA INDIA INVESTMENT FUND MOTHER FUND	B	500000	1214
540611	AUBANK	NOMURA INDIA INVESTMENT FUND MOTHER FUND	B	250000	1214
540611	AUBANK	SHREE DHAM MINING INDUSTRIES LLP	S	500000	1214
540611	AUBANK	UTTAM TIBREWAL	S	500000	1214
542285	AXTA	A B & CO	S	92000	32.8
539884	DARSHANORNA	GIRISH RAMESH SHAH	B	113500	12.22
500120	DIAMINESQ	AARTI BHATIA	S	101000	255.3
500120	DIAMINESQ	SURESH BHATIA ASSOCIATES	B	101000	255.3
540151	DIKSAT	AMRISH VINOD MEHTA	S	103500	97.9
540151	DIKSAT	JYOTI VINODCHANDRA MEHTA	S	138000	97.9
540151	DIKSAT	VINOD PRABHULAL MEHTA	S	126000	97.9
540614	GGENG	RAMESH SAWALRAM SARAOGI	B	100000	106
542666	GKP	ANJANA ATUL PARIKH	B	44000	25.36
542666	GKP	NEMISH MAHENDRA SHAH	S	40000	25
532980	GOKUL	KANUBHAI JIVATRAM THAKKAR	S	500000	20.2
539097	HKG	NAVRATRI SHARE TRADING PRIVATE LIMITED .	S	565000	41
539097	HKG	SHAH VAISHALI YATIN	B	150000	41
539807	INFIBEAM	AMITA RAVI AGRAWAL	B	5000000	42.35
539807	INFIBEAM	L7 HITECH PRIVATE LIMITED	S	9960994	41.89
539807	INFIBEAM	RAVI OMPRAKASH AGRAWAL	B	4987007	41.44
523712	JMGCORP	MDG ASSOCIATES PRIVATE LIMITED	S	449000	0.82
523712	JMGCORP	NEELAM MISHRA	B	200000	0.82
523712	JMGCORP	VIJAYKANT MISHRA	B	197100	0.82
539679	KAPILRAJ	AJEET SINGH BISEN	B	50000	10
543273	KMEW	GAUTAM PRABHUDAS NANKANI	B	108000	37.96
543273	KMEW	JAYA KARAMCHANDANI	B	72000	37.85
543273	KMEW	KISHORE KUMAR GIRDHARILAL	B	129000	38.1
543273	KMEW	PARMANAND KARAMCHANDANI	B	60000	38.01
526869	KUMPFIN	CHANDRIKA RAJESH JAIN .	B	50000	6.02
526869	KUMPFIN	KUSHAL KUMAR RANKA	S	46000	6.02
526869	KUMPFIN	RAJESH KUMAR JAIN S	B	27550	6.02
526869	KUMPFIN	SANJAY KOTHARI	S	26500	6.02
539289	MJCO	GEETA CHETAN SHAH	B	336020	66.55
540198	OSIAJEE	ACVC FOREX PRIVATE LIMITED	B	60000	23.7
540198	OSIAJEE	TURBOT TRADERS PRIVATE LIMITED	S	55000	23.7
539291	OZONeworld	KAMLESHKUMAR CHANDULAL PATEL	S	22000	76
539291	OZONeworld	RUPAL SANJAY SHAH	S	27000	75.25
539291	OZONeworld	SHRI SANJAY J SHAH HUF	B	27000	75.25
523483	PACIFICI	DURGA FASHIONS LIMITED	S	28000	143.2
532911	PARLEIND	PIL ENTERPRISE PRIVATE LIMITED	S	255000	9.36
541634	RAWEDGE	NITU TRADING COMPANY LIMITED	S	62400	67
541634	RAWEDGE	PREMKUMAR RAM KRISHNA PANDEY	B	64000	66.65
533285	RDBRIL	FAITHFUL VANIJYA PRIVATE LIMITED	B	262000	17.5
533285	RDBRIL	JHILIK PROMOTERS AND FINCON PRIVATE LIMITED	S	262000	17.5
539561	REMLIFE	DHANSUKHBHAI CHAMPAKLAL JADAV	B	90000	41.05
539561	REMLIFE	SIDDHARTH CHIMANLAL SHAH .	S	100000	41.05
542145	RONI	ASHWIN NITIN BIDKAR	B	48000	65
542145	RONI	HARISH MANOHAR SIRWANI	S	174000	65

542145	RONI	TANISHKA ASHWIN BIDKAR	B	126000	65
543274	RTL	JYOTI VINODCHANDRA MEHTA	B	43200	214.5
543274	RTL	VINOD PRABHULAL MEHTA	B	46200	212.58
523025	SAFARIND	SUDHIR MOHANLAL JATIA	S	200000	626.22
530907	SICAPIT	DIVYA KANDA	B	15100	20.45
530907	SICAPIT	VRINDA S WADHWA	S	23100	20.45
538402	SPS	MEHTA RAMNIKLAL HARILAL	B	24000	101.07
513515	SRIND	HITESH HASTIMAL JAIN	B	107565	3.18
539026	SSPNFIN	ASHOK KUMAR SINGH	B	52000	24.73
539026	SSPNFIN	ESPS FINSERVE PRIVATE LIMITED	S	52000	24.68
512381	STARTECK	AKRUR KAMAL KHETAN	S	420000	77.65
512381	STARTECK	KRUPA FAMILY PRIVATE TRUST	S	215000	77.65
512381	STARTECK	MATRABHAV TRUST	B	635000	77.65
542923	TRANWAY	ANSHUGOEL	S	60000	9.82
542923	TRANWAY	FINSHORE SECURITIES PRIVATE LIMITED	S	300000	9.81
542923	TRANWAY	RADAR VISION LIMITED	B	90000	9.82
541445	WAA	RAM KUMAR SHEOKAND	S	35200	94.72

NSE

Scrip Code	Scrip Name	Client Name	Deal	Quantity	Price
AAATECH	AAA Technologies Limited	SHASHANK PRAVINCHANDRA DOSHI	BUY	198000	48.86
ASLIND	ASL Industries Limited	MOHIT GOSWAMI	BUY	300000	16
ASLIND	ASL Industries Limited	RAM KUMAR SHEOKAND	SELL	160000	16
BCP	B.C. Power Controls Ltd	SALONI JAIN	SELL	386478	3.6
BCP	B.C. Power Controls Ltd	SHAH AMAR MUKESHKUMAR HUF	SELL	300000	3.38
BCP	B.C. Power Controls Ltd	SHAH NIRAJ RAJNIKANT	BUY	840000	3.57
CMMIPL	CMM Infraprojects Limited	NAISHADH JAWAHAR PALEJA	BUY	114000	4.6
CMMIPL	CMM Infraprojects Limited	NITIKET INVESTMENTS PRIVATE LIMITED	SELL	114000	4.6
GOKUL	Gokul Refoils and Solvent	KANUBHAI JIVATRAM THAKKAR	SELL	500000	20.2
KOLTEPATIL	Kolte - Patil Developers	GOLDMAN SACHS INDIA FUND LIMITED	SELL	1271408	230.01
KOLTEPATIL	Kolte - Patil Developers	UNIFI CAPITAL PVT. LTD - BCAD	BUY	849229	230
KOLTEPATIL	Kolte - Patil Developers	UNIFI CAPITAL PVT. LTD - ISF	BUY	440000	230
MAJESCO	Majesco Limited	SWETABEN HARDIK SHAH	BUY	1400000	66.55
MAJESCO	Majesco Limited	URMILA DOSHI	BUY	200000	66.55
MAJESCO	Majesco Limited	VINOD AGGARWAL (HUF)	BUY	200000	66.55
PAVNAIND	Pavna Industries Limited	PALAK JAIN	BUY	43200	165.08
PERFECT	Perfect Infraengineer Ltd	OLGA TRADING PRIVATE LIMITED	BUY	96000	9.95
PNC	Pritish Nandy Comm. Ltd.	ALPHA LEON ENTERPRISES LLP	SELL	79766	31.35
PNC	Pritish Nandy Comm. Ltd.	NIMISH DEEPAK BROKER	BUY	140481	31.35
SANWARIA	Sanwaria Consumer Ltd.	SHRINATHJI DALL MILLS	SELL	3982012	0.65
SICAL	Sical Logistics Limited	MC JAIN INFOSERVICES PRIVATE LIMITED	SELL	300000	10.5
SICAL	Sical Logistics Limited	RAJTARU ENTERPRISES	BUY	300000	10.5
SOFTTECH	Softtech Engineer Limited	BHUTADA RADHA SUNIL	SELL	65600	85.54
SOFTTECH	Softtech Engineer Limited	EAST INDIA UDYOG LTD	BUY	65600	85.75
SONAHISONA	Sona Hi Sona Jewell G Ltd	SHASHANK PRAVINCHANDRA DOSHI	BUY	280000	12
UCL	Ushanti Colour Chem Ltd	SHAH PINESH VAGHJIBHAI	SELL	44000	31
VIPCLOTHNG	Vip Clothing Ltd.	SUBHKAM PROPERTIES LLP	SELL	1500000	14.15
VIPCLOTHNG	Vip Clothing Ltd.	VT CAPITAL MARKET PVT LTD	BUY	1500000	14.15

Disclosure:

Research Reports that are published by Nirmal Bang Securities Private Limited (hereinafter referred to as "NBSPL") are for private circulation only. NBSPL is a registered Research Analyst under SEBI (Research Analyst) Regulations, 2014 having Registration no. INH000001766. NBSPL is also a registered Stock Broker with National Stock Exchange of India Limited, BSE Limited, Metropolitan Stock Exchange of India Limited, Multi Commodity Exchange of India Limited, National Commodity and Derivative Exchange Limited and Indian Commodity Exchange Limited in cash and Equity and Commodities derivatives segments.

NBSPL has other business divisions with independent research teams separated by Chinese walls, and therefore may, at times, have different or contrary views on stocks and markets.

NBSPL or its associates have not been debarred / suspended by SEBI or any other regulatory authority for accessing / dealing in securities Market. NBSPL, its associates or analyst or his relatives do not hold any financial interest (Except Investment) in the subject company. NBSPL or its associates or Analyst do not have any conflict or material conflict of interest at the time of publication of the research report with the subject company. NBSPL or its associates or Analyst or his relatives may or may not hold beneficial ownership of 1% or more in the subject company at the end of the month immediately preceding the date of publication of this research report.

NBSPL or its associates / analyst has not received any compensation / managed or co-managed public offering of securities of the company covered by Analyst during the past twelve months. NBSPL or its associates have not received any compensation or other benefits from the company covered by Analyst or third party in connection with the research report. Analyst has not served as an officer, director or employee of Subject Company. NBSPL / analyst has not been engaged in market making activity of the subject company.

Analyst Certification: The research analysts and authors of these reports, hereby certify that the views expressed in this research report accurately reflects my/our personal views about the subject securities, issuers, products, sectors or industries. It is also certified that no part of the compensation of the analyst(s) was, is, or will be directly or indirectly related to the inclusion of specific recommendations or views in this research. The analyst(s) principally responsible for the preparation of this research report and has taken reasonable care to achieve and maintain independence and objectivity in making any recommendations.

Disclaimer:

This report is for the personal information of the authorized recipient and does not construe to be any investment, legal or taxation advice to you. NBSPL is not soliciting any action based upon it. Nothing in this research shall be construed as a solicitation to buy or sell any security or product, or to engage in or refrain from engaging in any such transaction. In preparing this research, we did not take into account the investment objectives, financial situation and particular needs of the reader.

This research has been prepared for the general use of the clients of NBSPL and must not be copied, either in whole or in part, or distributed or redistributed to any other person in any form. If you are not the intended recipient you must not use or disclose the information in this research in any way. Though disseminated to all the customers simultaneously, not all customers may receive this report at the same time. NBSPL will not treat recipients as customers by virtue of their receiving this report. This report is not directed or intended for distribution to or use by any person or entity resident in a state, country or any jurisdiction, where such distribution, publication, availability or use would be contrary to law, regulation or which would subject NBSPL & its group companies to registration or licensing requirements within such jurisdictions.

The report is based on the information obtained from sources believed to be reliable, but we do not make any representation or warranty that it is accurate, complete or up-to-date and it should not be relied upon as such. We accept no obligation to correct or update the information or opinions in it. NBSPL or any of its affiliates or employees shall not be in any way responsible for any loss or damage that may arise to any person from any inadvertent error in the information contained in this report. NBSPL or any of its affiliates or employees do not provide, at any time, any express or implied warranty of any kind, regarding any matter pertaining to this report, including without limitation the implied warranties of merchantability, fitness for a particular purpose, and non-infringement. The recipients of this report should rely on their own investigations.

This information is subject to change without any prior notice. NBSPL reserves its absolute discretion and right to make or refrain from making modifications and alterations to this statement from time to time. Nevertheless, NBSPL is committed to providing independent and transparent recommendations to its clients, and would be happy to provide information in response to specific client queries.

Before making an investment decision on the basis of this research, the reader needs to consider, with or without the assistance of an adviser, whether the advice is appropriate in light of their particular investment needs, objectives and financial circumstances. There are risks involved in securities trading. The price of securities can and does fluctuate, and an individual security may even become valueless. International investors are reminded of the additional risks inherent in international investments, such as currency fluctuations and international stock market or economic conditions, which may adversely affect the value of the investment. Opinions expressed are subject to change without any notice. Neither the company nor the director or the employees of NBSPL accept any liability whatsoever for any direct, indirect, consequential or other loss arising from any use of this research and/or further communication in relation to this research. Here it may be noted that neither NBSPL, nor its directors, employees, agents or representatives shall be liable for any damages whether direct or indirect, incidental, special or consequential including lost revenue or lost profit that may arise from or in connection with the use of the information contained in this report.

Copyright of this document vests exclusively with NBSPL.

Our reports are also available on our website www.nirmalbang.com

Nirmal Bang Research (Division of Nirmal Bang Securities Pvt. Ltd.)

B-2, 301/302, Marathon Innova,
Opp. Peninsula Corporate Park
Off. Ganpatrao Kadam Marg
Lower Parel(W), Mumbai-400013
Board No. : 91 22 6723 8000/8001
Fax. : 022 6723 8010